



11. S4- / S4.6-Window

Art. 1119 = S4

Art. 1319 = S4.6

11.1. Content

11.2. Ordering Details

11.3. Dimensions

11.4. Technical Drawing S4

11.5. Technical Drawing S4.6

11.6. Spare Parts Top Hung/Fixed S4-Window Frames cpl.

11.7. Spare Parts Top Hung/Fixed S4.6-Window Frames cpl.

11.8. Spare Parts Sliding S4/4.6-Window Exterior Frame cpl.

11.9. Spare Parts Sliding S4/4.6-Window Glazing Panel

11.10. Miscellaneous for Glazing Panel

11.11. Spare Parts Top Hung Window Exterior Frames

11.12. Spare Parts Interior Frame S4

11.13. Spare Parts Interior Plastic Cover S4.6

11.14. Spare Parts Rollo S4.6

* = only for manufacturers



11.2. Ordering Details S4-Window

Type: ☐ Art. 1119 S4
☐ Art. 1319 S4.6

Version: ☐ Top hung window
☐ Sliding window left hand
☐ Sliding window right hand
☐ Fixed window

Glass: ☐ Toughened glass clear*
☐ Acrylic grey

Wall thickness: _____ mm

Ordering sizes: Width: _____ mm

(see list on page 3/14) Height: _____ mm

Colour:

Exterior frame

☐ RAL 9005
☐ RAL * _____

Profile silver
anodized

Interior Frame

☐ RAL 9001 cream (only S4)
☐ RAL* 1013 pearl white (only S4.6)
☐ RAL* 7035 light grey (only S4.6)
☐ RAL* _____ (only S4)

Profile silver
anodized

Blind

☐ alu / white
☐ alu / sand* - or*
☐ alu / grey*

Shower blind *

☐ opaque*

Fly net

☐ white

Customer: _____ **Part No. Customer:** _____

Remarks: _____

Signature: _____ **Date:** _____

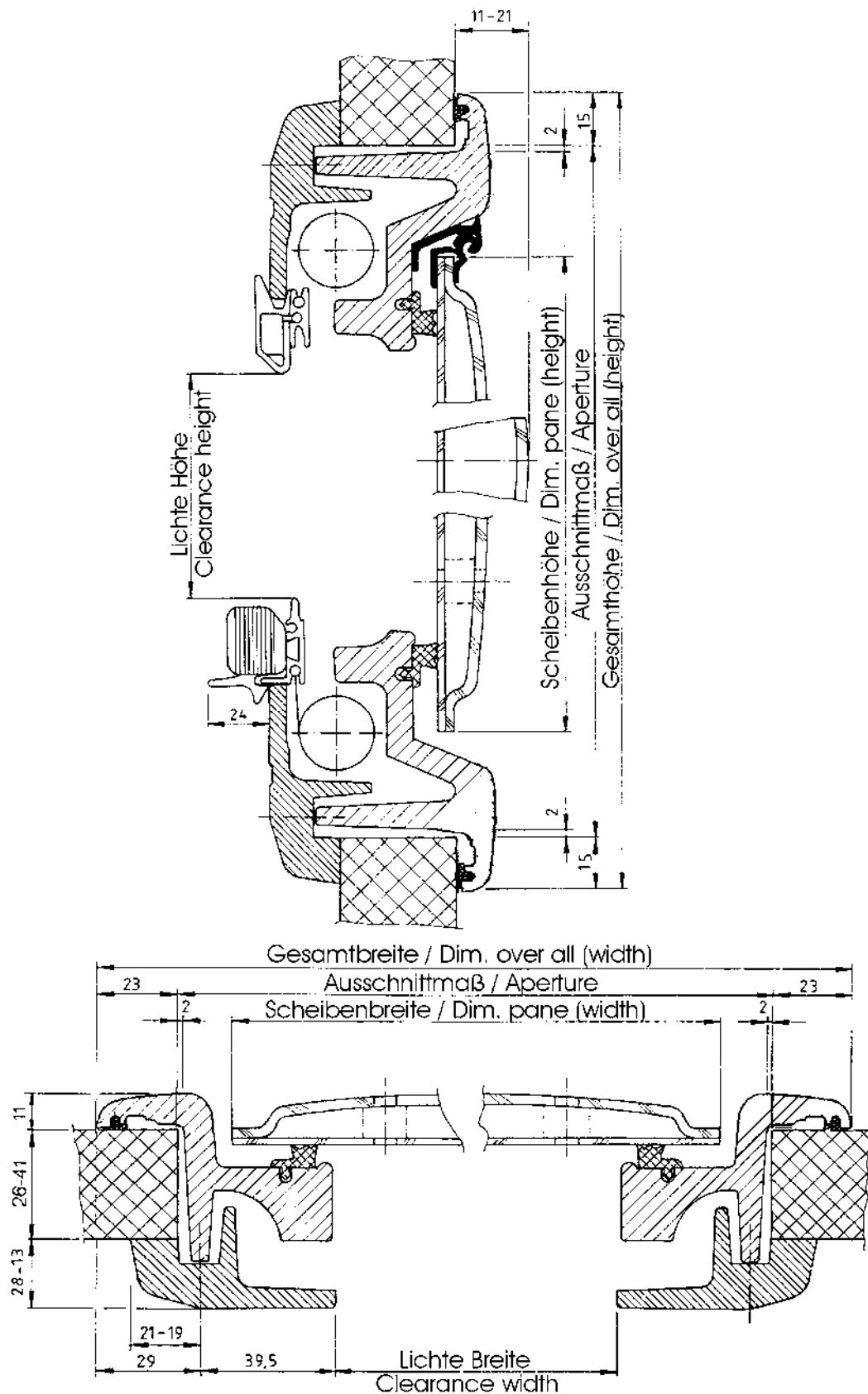
* = only for manufacturers

11.3. Dimensions S4 / S4.6 * Window

ordering size	top hung window	top hung window	sliding window	sliding window	fixed window	fixed window	total dimension	aperture size	corner radius	top hung window clearance (4.6*)	dim. pane top hung/fix. wind.	dimension pane sliding window fixed	dimension pane sliding window move.	dim. pane acrylic sliding window
width x height	acrylic	tough	acrylic	tough	acrylic	tough	width x height	width x height		width x height	width x height	width x height	width x height	width x height
350 x 500	X	X **		X **	X **	E	393 x 531	343 x 498	R 12	254 x 354	318 x 434	135 x 426	207 x 426	
500 x 300	X			X **	X **		544 x 330	499 x 298	R 12	404 x 154	468 x 232			
500 x 350	X			X **	X **		544 x 380	500 x 348	R 12	404 x 204	468 x 282	210 x 276	282 x 276	
500 x 450	X		X	X **	X **		544 x 480	500 x 448	R 12	404 x 304	468 x 382	210 x 376	282 x 376	246 x 376
500 x 500	X				X **		548 x 534	500 x 499	R 12	404 x 468	468 x 434			
500 x 600	X	X **		X **	X **		544 x 631	499 x 599	R 12	404 x 454	468 x 534	210 x 526	282 x 526	
550 x 550	X	X **		X **	X **		594 x 581	549 x 549	R 12	454 x 404	518 x 484	235 x 476	307 x 476	
550 x 580	X	X **	X	X **	X **		594 x 611	548 x 578	R 12	454 x 434	518 x 512	235 x 506	307 x 506	271 x 506
550 x 600	X	X		X **	X **	E	594 x 631	549 x 599	R 12	454 x 454	518 x 534	235 x 526	307 x 526	
600 x 350			X	X **		E	644 x 380	599 x 348	R 12	504 x 204		260x 276	332 x 276	296 x 276
600 x 500	X	X **	X	X **	X **		644 x 531	599 x 498	R 12	504 x 354	568 x 434	260 x 426	332 x 426	296 x 426
600 x 600	X	X **	X	X **	X **		644 x 631	599 x 599	R 12	504 x 454	568 x 534	260 x 526	332 x 526	296 x 526
650 x 300	X			X **	X **		695 x 330	650 x 298	R 12	554 x 154	618 x 232	285 x 226	357 x 226	
700 x 300	X	X **	X	X **	X **		745 x 330	700 x 298	R 12	604 x 154	668 x 232	310 x 226	382 x 226	346 x 226
700 x 350	X				X **		745 x 380	699 x 347	R 12	604 x 204	668 x 282			
700 x 400	X	X **	X	X **	X **		745 x 430	702 x 398	R 12	604 x 254	668 x 332	310 x 326	382 x 326	346 x 326
700 x 450	X		X	X **	X **		745 x 481	702 x 448	R 12	604 x 304	668 x 382	310 x 376	382 x 376	346 x 376
700 x 500	X						745 x 531	700 x 498	R 12	604 x 354	668 x 434			
700 x 550	X		X	X **	X **		745 x 581	700 x 549	R 12	604 x 404	668 x 484	310 x 476	382 x 476	346 x 476
700 x 600	X	X **	X	X **	X **		745 x 631	702 x 599	R 12	604 x 454	668 x 534	310 x 526	382 x 526	346 x 526
750 x 400	X		X	X **	X **		797 x 430	750 x 398	R 12	654 x 254	718 x 332	335 x 326	407 x 326	371 x 326
750 x 450	X				X **		797 x 481	749 x 447	R 12	654 x 304	718 x 382			
750 x 600	X	X **	X	X **	X **		797 x 631	750 x 599	R 12	654 x 454	718 x 534	335 x 526	407 x 526	371 x 526
800 x 350	X		X	X **	X **		846 x 380	800 x 347	R 12	704 x 204	768 x 282	360 x 276	432 x 276	396 x 276
800 x 450	X			X **	X **		846 x 481	801 x 450	R 12	704 x 304	768 x 382	360 x 376	432 x 376	396 x 376
800 x 480	E		E				846 x 511	800 x 477	R 12	704 x 334	768 x 412			396 x 406
900 x 300	X		X		X **		948 x 330	902 x 298	R 12	802 x 154	868 x 232	446 x 226	446 x 226	446 x 226
900 x 400	X		X	X **	X **		948 x 430	902 x 398	R 12	804 x 254	868 x 334	446 x 326	acc. to slid. wind. fix	446 x 326
900 x 450	X		X	X **	X **		948 x 481	902 x 448	R 12	804 x 304	868 x 382	446 x 376	acc. to slid. wind. fix	446 x 376
900 x 500	X	X **	X	X **	X **		948 x 531	902 x 499	R 12	804 x 354	868 x 434	446 x 426	acc. to slid. wind. fix	446 x 426
900 x 550	X		X	X **	X **		948 x 581	902 x 549	R 12	804 x 404	868 x 484	446 x 476	acc. to slid. wind. fix	446 x 476
900 x 600	X		X	X **	X **		948 x 631	902 x 599	R 12	804 x 454	868 x 534	446 x 526	acc. to slid. wind. fix	446 x 526
1000 x 450	X			X **	X **		1048 x 481	1002 x 448	R 12	904 x 304	968 x 382	496 x 376	acc. to slid. wind. fix	
1000 x 500	X		X	X **	X **	E	1048 x 531	1002 x 499	R 12	904 x 354	968 x 434	496 x 426	acc. to slid. wind. fix	496 x 426
1000 x 550	X		X	X **	X **		1048 x 581	1002 x 549	R 12	904 x 404	968 x 484	496 x 476	acc. to slid. wind. fix	496 x 476
1000 x 600	X		X	X **	X **		1048 x 631	1002 x 599	R 12	904 x 454	968 x 534	496 x 526	acc. to slid. wind. fix	496 x 526
1000 x 800	X			X **	X **		1048 x 832	1002 x 800	R 12	904 x 654	968 x 734	496 x 726	acc. to slid. wind. fix	
1050 x 480	E		E		E		1098 x 511	1052 x 479	R 12	954 x 334	1018 x 414			521 x 406
1100 x 450	X		X	X **	X **		1148 x 481	1103 x 448	R 12	1004 x 304	1068 x 382	546 x 376	acc. to slid. wind. fix	546 x 376
1100 x 550	X				X **		1148 x 581	1102 x 549	R 12	1004 x 404	1068 x 484			
1100 x 700	X			X **	X **		1148 x 733	1103 x 699	R 12	1004 x 554	1068 x 634	546 x 626	acc. to slid. wind. fix	
1100 x 900			E				1148 x 933	1102 x 900	R 12	1004 x 754				
1200 x 300	X			X **	X **	E	1248 x 330	1201 x 297	R 12	1104 x 154	1168 x 232	596 x 226	acc. to slid. wind. fix	596 x 226
1200 x 350	X			X **	X **	E	1249 x 380	1202 x 347	R 12	1104 x 204	1168 x 282	596 x 276	acc. to slid. wind. fix	596 x 276
1200 x 500	X			X **	X **		1249 x 531	1203 x 500	R 12	1104 x 354	1168 x 434	596 x 426	acc. to slid. wind. fix	596 x 426
1200 x 600	X	X **	X	X **	X **		1249 x 631	1201 x 599	R 12	1104 x 454	1168 x 534	596 x 526	acc. to slid. wind. fix	596 x 526
1200 x 700	X			X **	X **		1249 x 733	1201 x 699	R 12	1104 x 554	1168 x 634	596 x 626	acc. to slid. wind. fix	596 x 626
1200 x 800	X			X **	X **		1249 x 832	1203 x 800	R 12	1104 x 654	1168 x 734	596 x 726	acc. to slid. wind. fix	
1300 x 550	X	X **	X	X **	X **		1343 x 581	1298 x 549	R 12	1204 x 404	1268 x 484	646 x 476	acc. to slid. wind. fix	646 x 476
1300 x 600	X	X **	X	X **	X **		1343 x 631	1297 x 599	R 12	1204 x 454	1268 x 534	646 x 526	acc. to slid. wind. fix	646 x 526
1450 x 550	X				X **		1500 x 581	1453 x 549	R 12	1354 x 404	1418 x 484			
1450 x 600	X	X **	X	X **	X **		1500 x 631	1454 x 599	R 12	1354 x 454	1418 x 534	757 x 526	757 x 526	721 x 526
1450 x 700	X			X **	X **		1500 x 733	1452 x 699	R 12	1354 x 554	1418 x 634	721 x 626	acc. to slid. wind. fix	
1600 x 550	X				X **		1650 x 581	1602 x 549	R 12	1504 x 404	1568 x 484	796 x 476	acc. to slid. wind. fix	
1600 x 600	X				X **		1650 x 631	1602 x 599	R 12	1504 x 454	1568 x 534			
1750 x 700	X				X **		1801 x 733	1755 x 700	R 12	1654 x 554	1718 x 634			

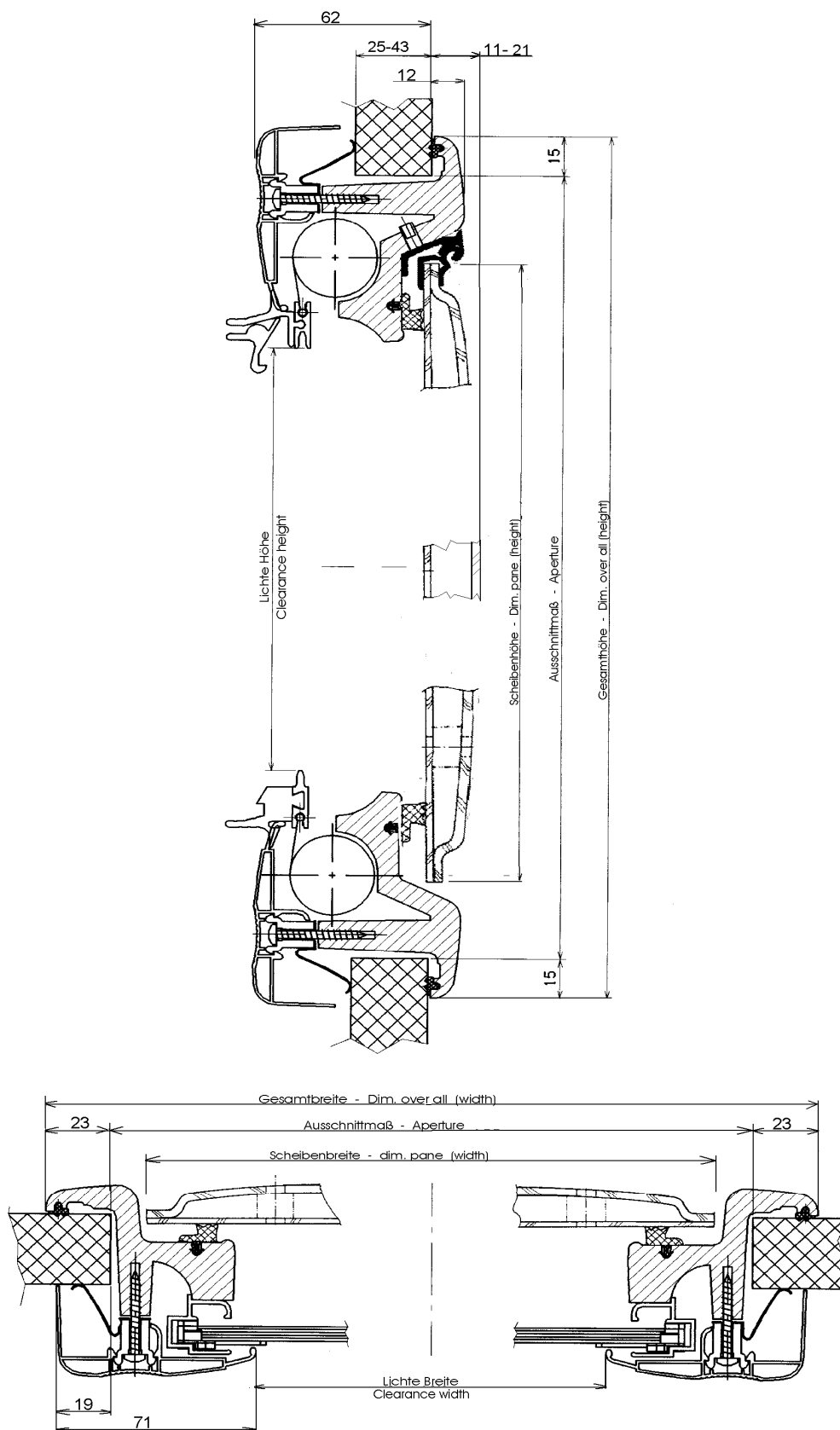
** = for manufacturers only, E = no more serial production, only spare parts available, (x) = on request, (4.6*) = maximum sizes for S4.6 width +4 mm / height +9 mm

11.4. Technical Drawing S4-Window



* = only for manufacturers

11.5. Technical Drawing S4.6-Window



* = only for manufacturers

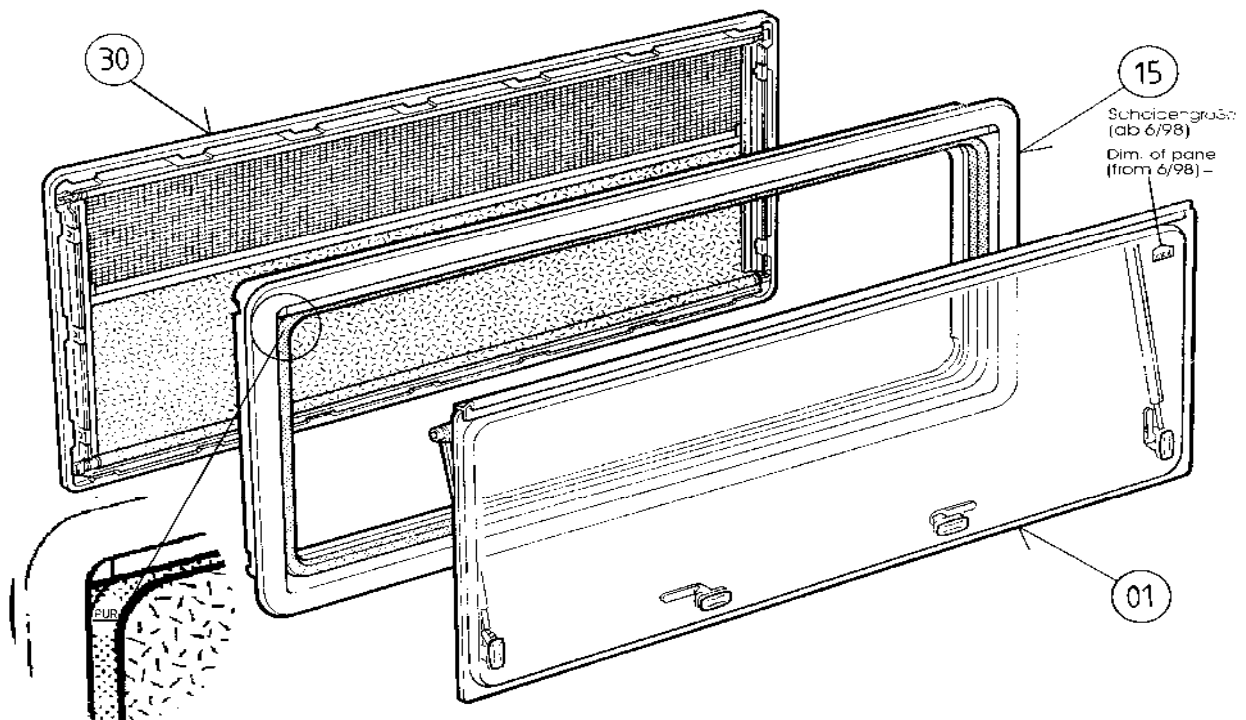
11.6. Spare Parts S4-Window

Top Hung and Fixed Window Complete Frames

	Description	Part No.	Pack. Unit
01	Complete S4- top hung glazing panel toughened glass clear **	BG1086...	1
01	Complete S4- top hung glazing panel toughened glass brown **	BG1086...	1
01	Complete S4- top hung glazing panel acrylic grey	AGS5...	1
01	Complete S4- top hung glazing panel acrylic brown*	ABS5...	1
01	Complete S4- fixed glazing panel acrylic grey (suitable for AR-top hung windows)	BG1124...	1
01	Complete S4- fixed glazing panel acrylic brown (suitable for AR-top hung windows)	BG1124...	1
15	S4-exterior frame with hinge profile for top hung window ***	ARE0401	1
15	S4-exterior frame with glazing panel for fixed window *** (without figure)	ARE0403...	1
30	Interior frame incl. rollo ****	IRE03-R	1

Important: When ordering specify - description, colour of blind material and flynet, colour of exterior frame, colour of hinge profile, colour of interior frame, colour of aluminium profile, type of stays, quantity, dimensions of exterior frame (width x height), wall thickness.

For complete component sets please look at component sets in drawings of glass-, exterior- and interior-frame.



* = on request / no more series production

** = for manufacturers only

*** = exterior frame, **without PUR-mark** (visible at exterior frame), following dimensions are always linked to interior frame: 1450x600, 1300x600, 1300x500, 1100x550, 900x550, 750x400

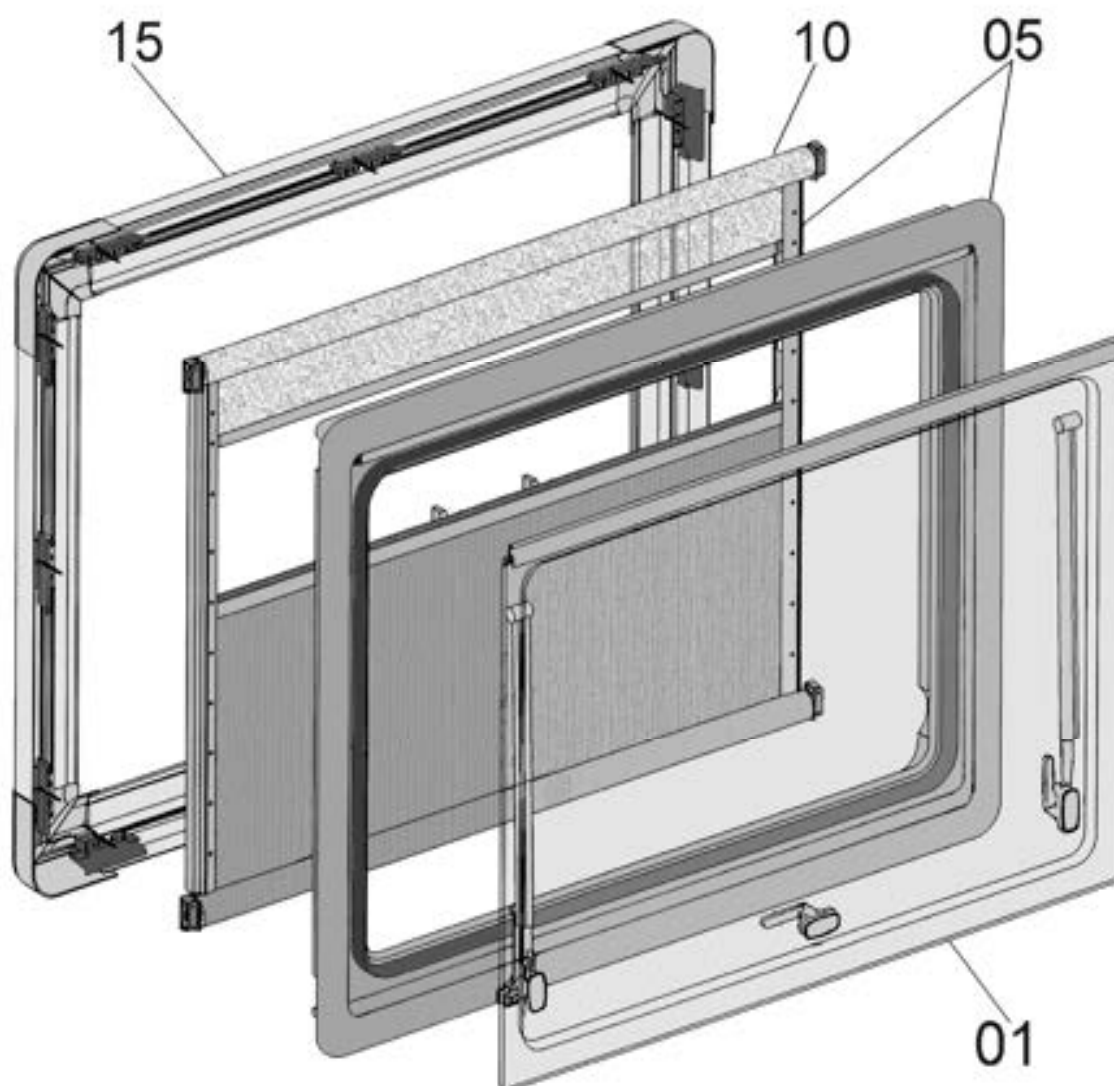
**** = interior frame, **without PUR-mark** (visible at exterior frame), following dimensions are always linked to interior frame: 1450x600, 1300x600, 1300x500, 1100x550, 900x550, 750x400

11.7. Spare Parts S4.6-Window

Top Hung / Fixed Window Complete Frames

	Description	Part No.	Pack. Unit
01	Glazing panels complete see spare parts list S4-windows (page 6/13)		
05	S4.6 exterior frames for top hung and fixed windows with installed hinge profile and rollos (without glazing panel)	ARE46...	1
10	Rollos incl. fixing kit	BG 1059	1set
15	Interior panelling with assembly parts and fixing for the exterior frame (fixing bracket)	BG 1061	1set

Important: When ordering specify - description, colour of blind material, colour of exterior frame, colour of hinge profile, colour of interior frame, colour of aluminium profile, type of stays, quantity, dimensions of exterior frame (width x height), wall thickness.



* = only for manufacturers

11.8. Spare Parts S4 / S4.6-Window

Sliding Window Complete Frame

	Description	Part No.	Pack. Unit
15	S4-exterior frame complete with glazing panel toughened glass clear*** (without rollo)	ARE0402...	1
15	S4-exterior frame complete with glazing panel toughened glass brown*** (without rollo)	ARE0402...	1
15	S4-exterior frame complete with acrylic panel grey*** (without rollo)	ARE0402...	1
15	S4-exterior frame complete with acrylic panel brown**/** (without rollo)	ARE0402...	1
30	Interior frame incl. rollo **** (only for S4)	IRE03-R	1

Important: When ordering specify - description, colour of blind material and flynet, colour of exterior frame, colour of hinge profile, colour of interior frame, colour of aluminium profile, type of stays, quantity, dimensions of exterior frame (width x height), wall thickness, installation position (right or left hand seen into the driving direction).

For complete component sets please look at component sets in drawings of glass-, exterior- and interior-frame.



** = on request / no more series production

*** = exterior frame, **without PUR-mark** (visible at exterior frame), following dimensions are always linked to interior frame:

1450x600, 1300x600, 1300x500, 1100x550, 900x550, 750x400

**** = interior frame, **without PUR-mark** (visible at exterior frame), following dimensions are always linked to interior frame:

1450x600, 1300x600, 1300x500, 1100x550, 900x550, 750x400

* = only for manufacturers

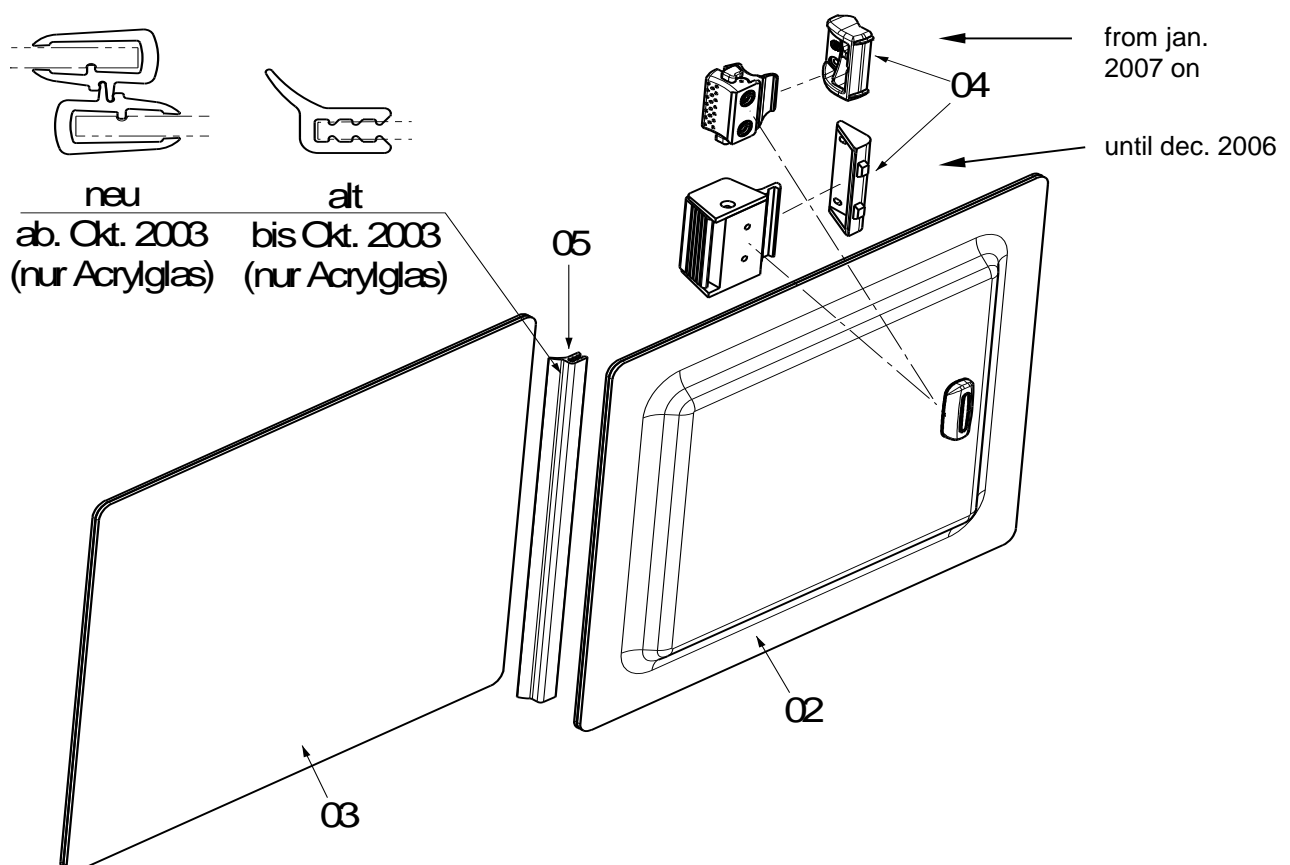
11.9. Spare Parts S4 / S4.6-Window

Spare Parts Sliding Window

	Description	Part No.	Pack. Unit
02	Acrylic pane (sliding)	not replaceable	
	Toughened glass pane (sliding)	not replaceable	
03	Acrylic pane (fixed)	not replaceable	
	Toughened glass pane (fixed)	not replaceable	
04	Catch, cpl., for acrylic pane (until dec. 2006)	BG0067	1 set
	Catch, cpl., for acrylic pane (from jan. 2007 on)	BG2026	1 set
	Catch, cpl., for toughened glass pane	BG0081	1 set
05	Edge protector for acrylic pane (until nov. 2003), length = 1m	D0013Z	1 pc.
	Edge protector for acrylic pane (from dec. 2003 on), length = 1m	not replaceable	
	Edge protector for toughened glass, length = 1m	BG1065	1 pc.

Important: When ordering specify - description, quantity, dimensions of exterior frame (width x height).

For complete component sets please look at component sets in drawings of glass-, exterior- and interior-frame.



* = only for manufacturers

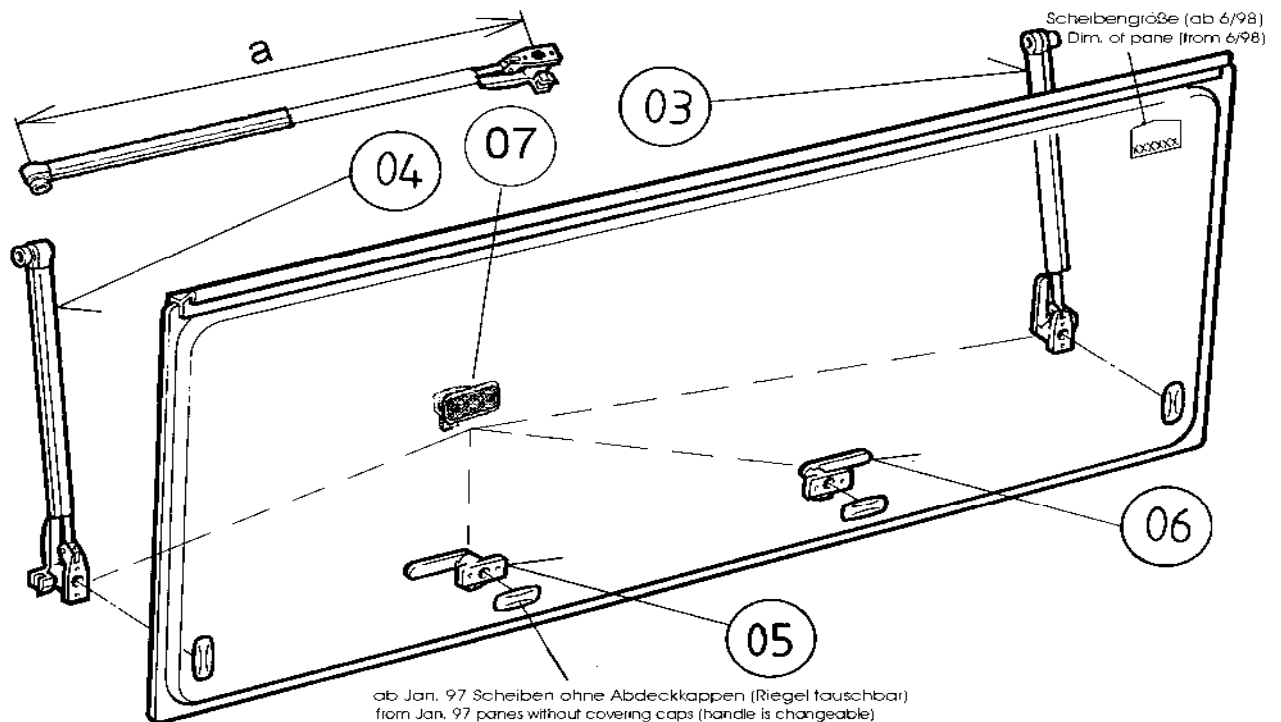
11.10. Spare Parts S4 / 4.6-Window

Top Hung/Fixed Windows Miscellaneous for Panels

	Description	Part No.	Pack. Unit
03/04	Click-clack-stay with handle	VAM ...	1 pair
	Friction stay with handle (old version)	VAM ...	1 pair
	Friction stay with handle (from 2015 on)	BG4130../BG4131..	1 pair
05	Handle right (view from inside)	BG 1036	1
06	Handle left (view from inside)	BG 1037	1
07	Fixing bracket/98 for fixed windows	BG 1087	1 (5 pcs.)

Important: When ordering specify - sizes of exterior frame (width x height), description, quantity.

Stay list		
Length	Click-Clack	Friction
	Size a	Size a
300	150 mm	
350	195 mm	
400	280 mm	245 mm
450	330 mm	305 mm
500	380 mm	
550	435 mm	405 mm
600	475 mm	460 mm
700	590 mm	



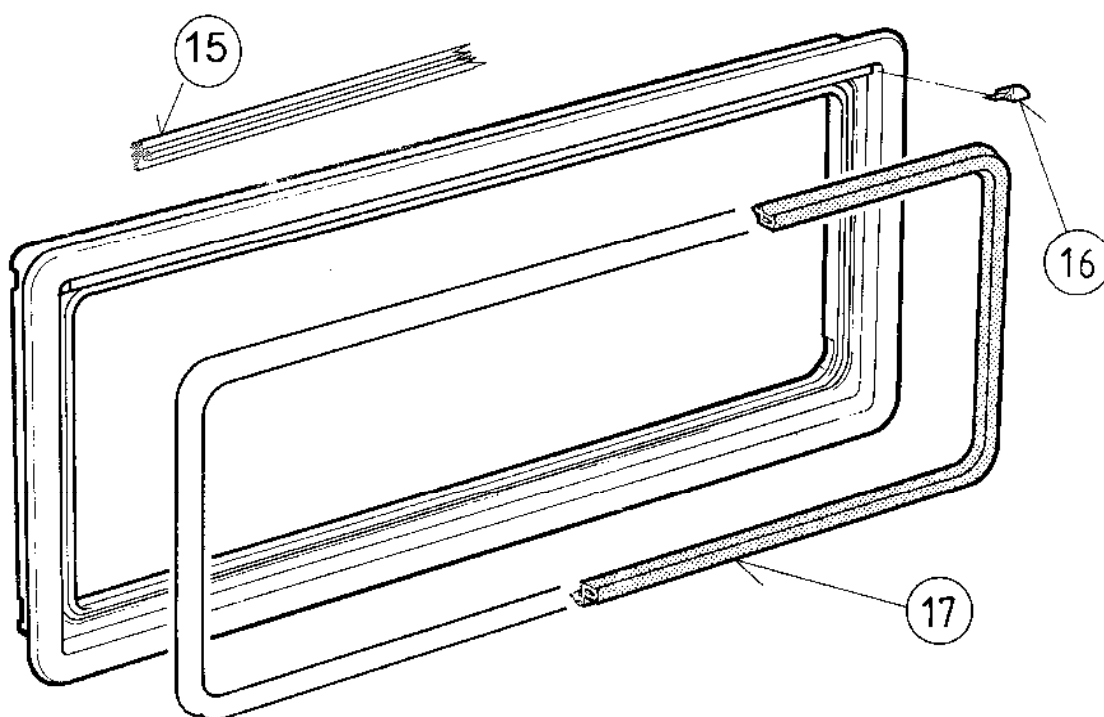
* = only for manufacturers

11.11. Spare Parts S4- / S4.6-Window

Top Hung Window Exterior Frame

	Description	Part No.	Pack. Unit
15	Seal – wall/exterior frame	BG1079	5 m
16	End caps	BG 70 Z	1 pair
17	Seal – exterior frame/glazing panel	540 E 06	5 m

Important: When ordering specify - description and quantity.



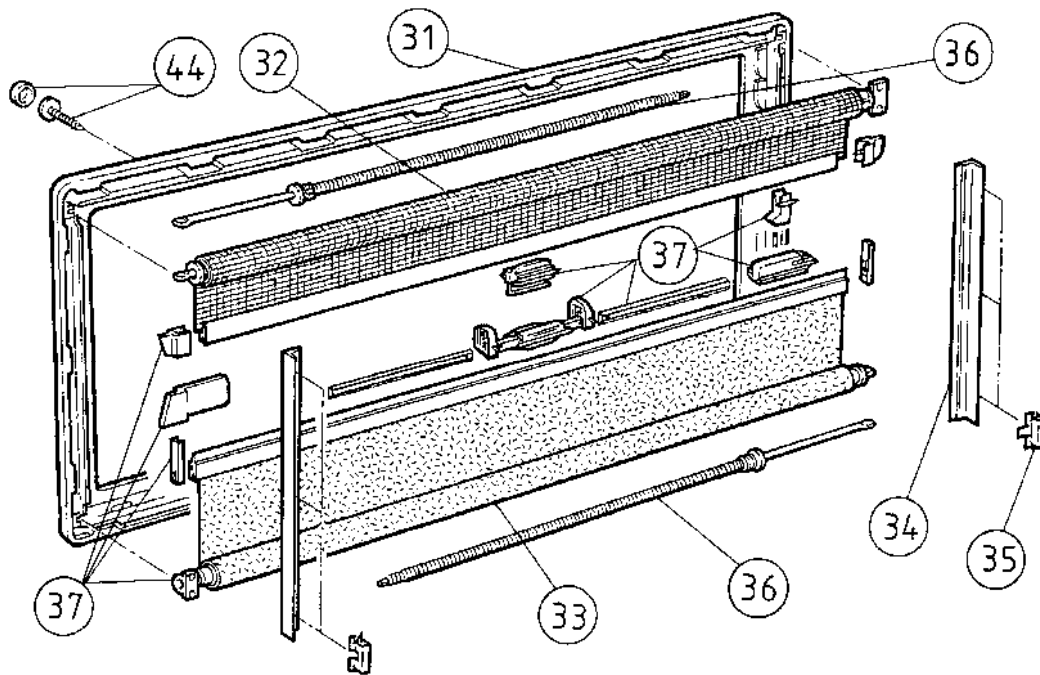
* = only for manufacturers

11.12. Spare Parts S4-Windows

Interior Frame

	Description	Part No.	Pack. Unit
31	Interior frame without rollo	IRE03	1
32	Fly net complete (white)	FR32	1
33	Blind complete	VR33	1
34	Guide tracks black	PP 48:...Z	1 set
35	Clamp	M 56 Z	1 set
36	Spring motor	FM 12/20	1
37	S3/S4-window repair set set (blind guide plate, flynet guide plate, blind lock, fixed part of blind lock , central lock, central lock catch, lock profile, lock stopper roller blind retaining bracket)	BG1089	1 set
44	Fixing set for S3/S4-interior frame (caps/screws =12 pcs.)	BG 1088	1 set

Important: When ordering specify - description, quantity, sizes exterior frame (width x height), colour of blind, colour of interior frame, colour of aluminium profile, wall thickness.



**** = Interior frame **without PUR-mark** (visible at exterior frame),
for the following sizes only in connection with exterior frame
1450x600, 1300x600, 1300x500, 1100x550, 900x550, 750x400

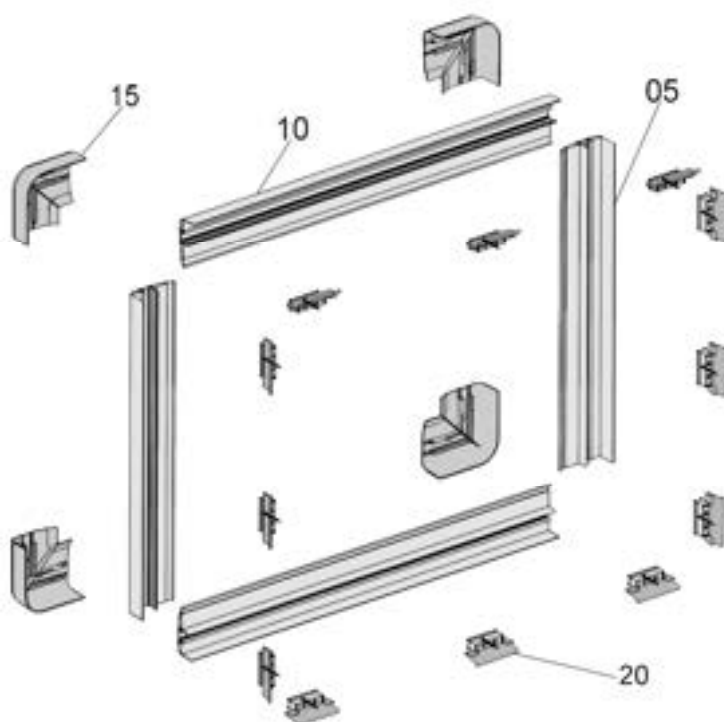
* = only for manufacturers

11.13. Spare Parts S4.6-Window Interior Plastic Cover

Standard Colour	Code
RAL 1013 pearl white	22
RAL 7035 light grey	09

	Description	Part No.	Pack. Unit
05	Plastic cover profiles height (version A)	BG 1073	1 pc.
	Plastic cover profiles height (version B)	BG 1746	1 pc.
10	Plastic cover profiles width (version A)	BG 1074	1 pc.
	Plastic cover profiles width (version B)	BG 1747	1 pc.
15	Corner pieces (version A)	BG 1075	1 set (4 pcs)
	Corner pieces (version B)	BG 1748	1 set (4 pcs)
20	Fixing bracket (version A)	BG 1076	1 set (5 pcs)
	Fixing bracket (version B)	BG 1749	1 set (5 pcs)

Important: When ordering specify - description, colour of blind material, colour of exterior frame, colour of interior frame, type of window (S4.6), quantity, sizes of exterior frame (width x height), wall thickness.



Version A



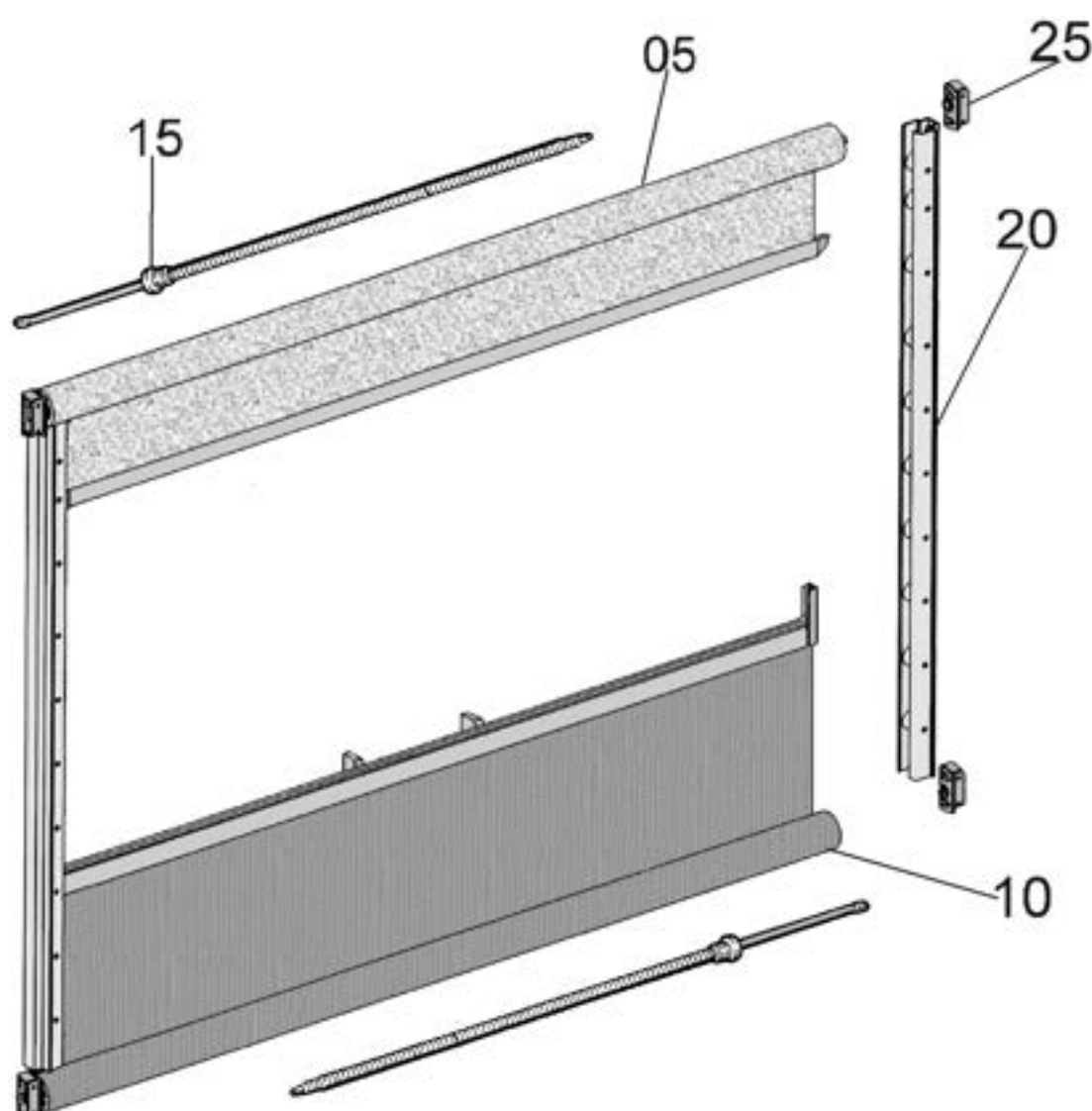
Version B

* = only for manufacturers

11.14. Spare Parts S4.6-Window Rollo

	Description	Part No.	Pack. Unit
05	Complete fly net (fly net material white)	FR 1320	1
10	Complete blind with single hand mechanism	VR 1320	1
15	Spring motor	FM 80/81/82	1
20	Guide tracks with fixing screws	BG 1071	1 set
25	Plastic bracket for fixing spring motor with fixing screws	BG 1072	1 set

Important: When ordering specify - description, quantity, colour of blind material, colour of interior frame, dimensions of exterior frame (width x height), wall thickness, type of window (S4.6).



* = only for manufacturers